

This is the ASP default view

## Singleton CofE Primary School (URN: 125993)

### Key stage 2

This is revised data for 2017/18.

## Progress in reading, writing and maths

### Reading

Number of pupils = 6

Pupils with adjusted scores = 0

**Well above average 5.97**

Confidence interval  
1.2 to 10.8

### Writing

Number of pupils = 6

Pupils with adjusted scores = 0

**Average -2.73**

Confidence interval  
-7.3 to 1.9

### Maths

Number of pupils = 6

Pupils with adjusted scores = 0

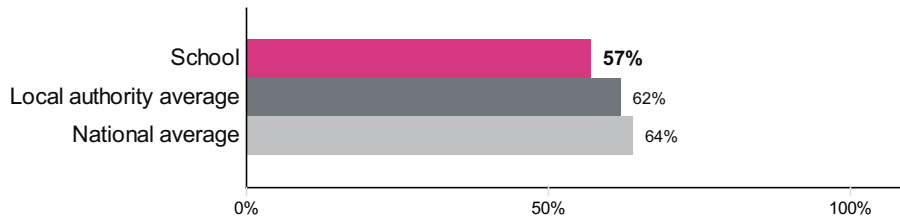
**Average -0.10**

Confidence interval  
-4.4 to 4.2

## Reading, writing and maths combined

### Percentage of pupils achieving the expected standard or higher

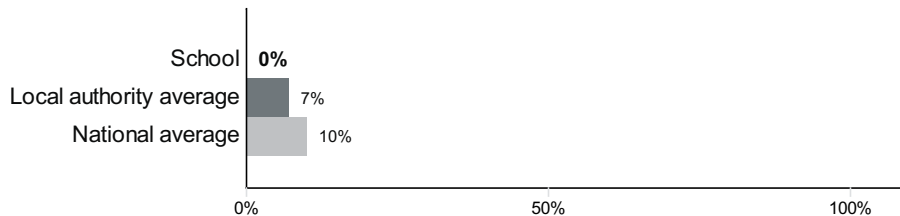
Number of pupils = 7



Percentage achieving the expected standard or higher

### Percentage of pupils achieving the higher standard

Number of pupils = 7

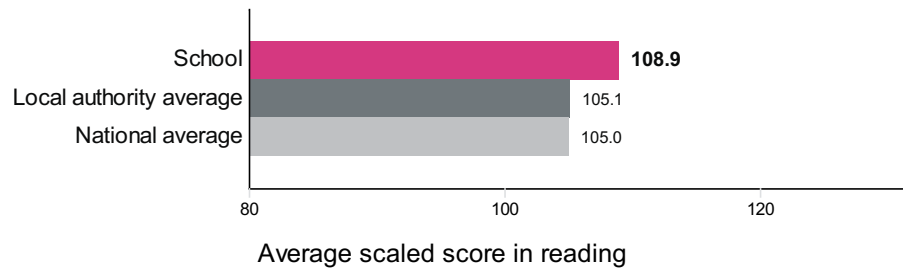


Percentage achieving the higher standard

# Average scaled score in:

## Reading

Number of pupils = 7



## Maths

Number of pupils = 7

